



CENTRE *for* ECONOMIC
P E R F O R M A N C E



**Final Conference of the RTN Network
“Economic of Education and Education Policy in Europe” (EEEEPE)**

Hosted by

The Centre for Economic Performance, LSE
London, 13-14 March 2009

Supported by

FP6 Marie Curie RTN (Contract no. MRTM-CT-2003-504796)

Local Information

Conference Venue

The conference will be held at the London School for Economics

The Centre for Economic Performance, LSE

LSE New Academic Building (NAB)
Main Room: NAB 2.04
54 Lincoln's Inn Fields,
London, WC2A 3LJ

Tel: +44 (0)20 7955 7284
Fax: +44 (0)20 7955 7595
Email: cep.info@lse.ac.uk
Website: <http://cep.lse.ac.uk/>

Car Parking

Please note that car parking **is not** available at LSE. There are only a few parking meters around the LSE campus - they are mainly on Lincoln's Inn Fields. There are also a few on Portugal Street, Sardinia Street and Sheffield Street.

Audio Visual Equipment

An overhead projector, data projector (Powerpoint), a whiteboard and a laptop computer will be available in the meeting room. Photocopying facilities will also be available.

Speakers should send their papers and presentations to Anggreini Kasanan akasanan@cepr.org in advance, and by Sunday 01 March 2009 at the very latest. Please also bring along a copy of your paper and slides on a USB stick.

Accommodation

For those requiring accommodation, rooms have been reserved at the following hotels in London:

Strand Palace Hotel

372 Strand
London WC2R 0JJ

Tel: + 44 (0) 207 4974136

Fax: + 44 (0) 207 4974133

Email: Reservations@strandpalacehotel.co.uk

Web: <http://www.strandpalacehotel.co.uk/>

A single room costs GBP113 per room per night including breakfast on 12 March 2009 and GBP93 on 13 and 14 March. The cost of a double room including breakfast is GBP139 (12 March) / GBP115 (13-14 March).

Please see the attached map for the location of the hotel.

The organizers will cover up to 3 nights' single accommodation for those participants who have been offered accommodation funding, unless agreed upon otherwise. Participants are reminded that the organizers will not cover incidental expenses such as the mini-bar, laundry, telephone, or any other service offered by the hotel. Participants who have not been offered accommodation funding should settle their hotel bill before departure.

Directions

Hotel

The Strand Palace Hotel is situated close to Charing Cross (Overland Trains, Northern and Bakerloo Lines) Embankment (Northern, Bakerloo, Circle and District Lines) Temple (Circle and District Lines) and Covent Garden (Piccadilly Line) underground stations.

Conference Venue

CEP at LSE is located close to Holborn (Central and Piccadilly Lines) Covent Garden (Piccadilly Line) and Temple (Circle and District Lines) underground stations. Please see map for exact location of the Hotel and Conference venue.

Heathrow Airport

Heathrow Express trains depart from Heathrow Airport every 15 minutes and the journey time to Paddington station is 15 minutes. A return ticket will cost £28.00. For more information about the Heathrow Express, please see www.heathrowexpress.com

At Paddington, buy a Zone 1 single ticket or use an oyster card for underground travel. To travel to the hotel take the Bakerloo line towards elephant and castle and alight at Charing Cross Station.

Gatwick Airport

The Gatwick Express train offers high-speed travel between Gatwick Airport and London Victoria station, with a journey time of just 30 minutes. A standard single fare is £15.90 and a standard return is £26.80. For more information about the Gatwick Express, please see www.gatwickexpress.com

At Victoria station, buy a Zone 1 single ticket or use an oyster card for underground travel. To travel to the hotel take the Circle or District Line 3 stops east to alight at Embankment or at the 4th stop Temple.

Luton Airport

Luton Airport is served by a high frequency shuttle bus service connecting the airport with Luton Airport Parkway rail station in just 8 minutes. The bus service is free to all passengers. At Luton Airport Parkway station, frequent Thameslink trains connect to London (King's Cross station). Journey time to London is 35 minutes and a return ticket will cost about £24. For more information about Thameslink trains, please see www.thameslink.co.uk

At King's Cross station, buy a Zone 1 single ticket or use an oyster card for underground travel. To travel to the hotel take the Piccadilly line towards Heathrow terminals 1-2-3 and alight at Covent Garden.

Stansted Airport

The Stansted Express departs every 15 minutes during peak hours or 30 minutes on the hour and at half past during off peak hours, seven days a week. The journey time is 40 minutes and a return ticket will cost £23.50. The station is located within the terminal and the line goes to Liverpool Street station in London. For more information about the Stansted Express, please see www.stanstedexpress.com

From Liverpool Street station, buy a Zone 1 single ticket or use an oyster card for underground travel. To travel to the hotel take the Central line west bound and change at Tottenham Court Road Station. Then take the Northern Line towards Kennington station and

alight at Charing Cross Station. Alternatively, take the Circle or District line from Liverpool Street station and alight at Temple station.

City Airport

London City Airport is on the DLR line with a 22-minute journey time to Bank station. The DLR is integrated with the underground system. Either an oyster card or single ticket for the relevant zones will be valid. The DLR station is situated 50 yards from the Airport terminal. For more information please see <http://www.londoncityairport.com/index.php?page=dlr>

To travel to the hotel from Bank station, take the Central line to Tottenham Court Road station. Then take the Northern Line travelling towards Kennington and alight at Charing Cross Station. Alternatively, take the Circle or District Line from Monument (connected to Bank station) and alight at Temple station.

St. Pancras International Station

If you are traveling by Eurostar, you will arrive at St. Pancras station. From St. Pancras station, buy a Zone 1 single ticket or use an oyster card for underground travel. To travel to the hotel take the Piccadilly line towards Heathrow terminals 1-2-3 and alight at Covent Garden.

From the hotel to the Conference Venue

The hotel is within walking distance from the Conference venue. Please see map for detailed route.

Meals

Breakfast should be taken at the hotel.

Lunch and refreshments will be provided at the conference venue.

A conference dinner will take place on Friday 13 March at 20.00hr at **Sofra Covent Garden**.

Sofra Covent Garden

36 Tavistock Street
London
WC2E 7PB

Please consult the map for the exact location.

Special dietary requests can be accommodated if indicated in advance.

General Information

For further information about...

-London: <http://www.visitlondon.com>

-Transport links within London a travel planner: <http://www.tfl.gov.uk>

-Train times and prices: <http://www.nationalrail.com>

Local Contact

Should you need to contact someone during the conference in London, please contact:

Jo Cantlay

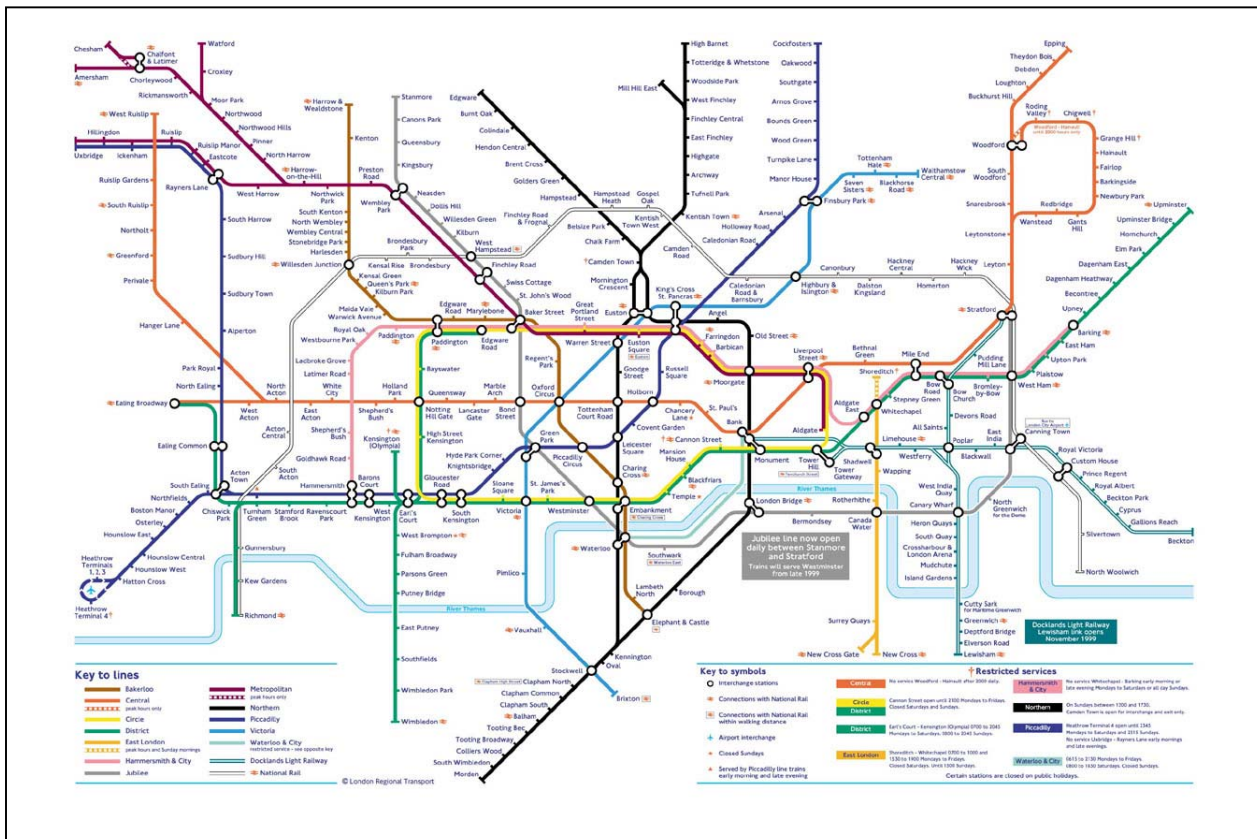
CEP, London School of Economics
Houghton Street
London WC2A 2AE

Tel: +44 (0)20 7955 7285

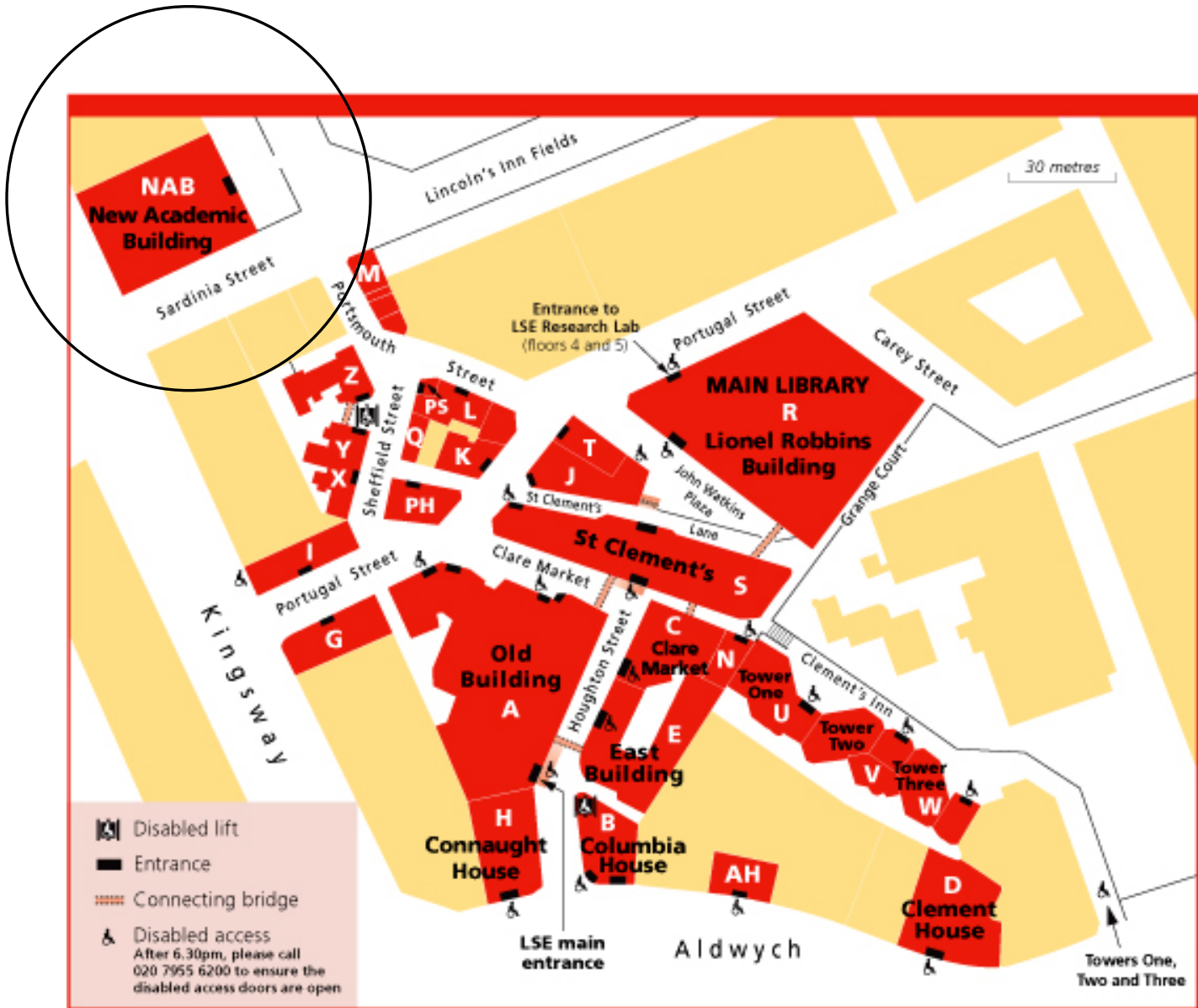
Fax: +44 (0)20 7955 7595

Email: j.m.cantlay@lse.ac.uk

London Underground Map (<http://www.tfl.gov.uk/assets/downloads/colourmap.pdf>)

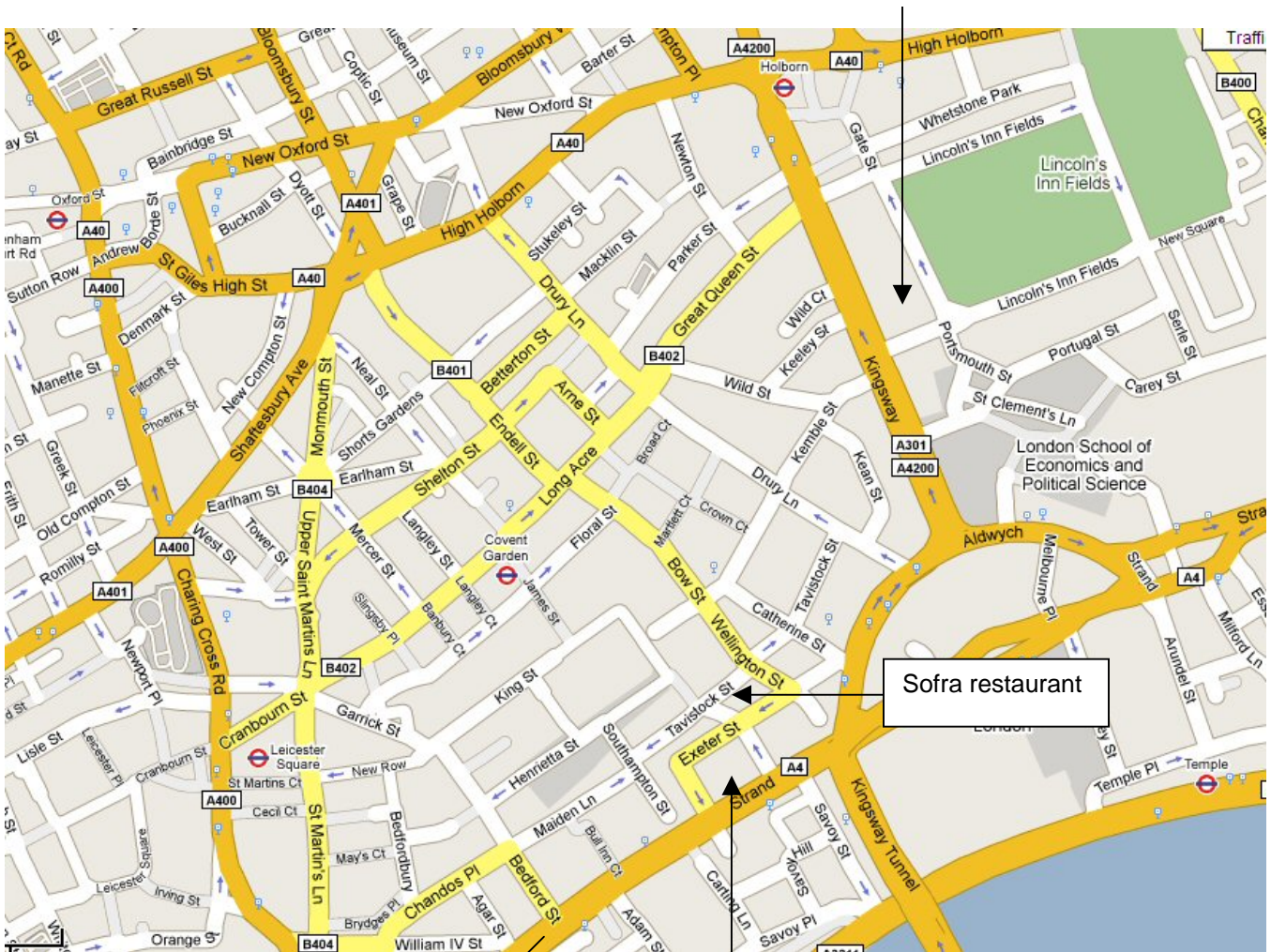


CEP Map



Map

New Academic Building, LSE



Sofra restaurant

Towards Charing Cross station

Strand Palace Hotel